



Investor Presentation

November 2023

IMRICOR MEDICAL SYSTEMS, INC (ASX:IMR)

WWW.IMRICOR.COM

Disclaimer

The material contained in this presentation is intended to be general background information on Imricor Medical Systems, Inc. (**Imricor**) and its activities.

The information is supplied in summary form and is therefore not necessarily complete. It is not intended that it be relied upon as advice to investors or potential investors, who should consider seeking independent professional advice depending upon their specific investment objectives, financial situation or particular needs. The material contained in this presentation may include information derived from publicly available sources that have not been independently verified. None of Imricor, its officers, directors, employees and agents, nor any other person makes any representation or warranty as to the accuracy, completeness or reliability of the information contained in this presentation and none of them accepts responsibility or liability for any errors or omissions in this presentation whatsoever.

Unless otherwise noted, financial information in this presentation has been prepared in accordance with accounting principles generally accepted in the U.S. (**US GAAP**) and are denominated in US dollars.

This presentation may contain statements that constitute “forward-looking statements”. Forward-looking statements are statements about matters that are not historical facts. Forward-looking statements appear in a number of places in this presentation and include statements regarding Imricor’s intent, belief or current expectations with respect to its business and operations, market conditions, results of operations and financial condition.

Imricor uses words such as ‘will’, ‘may’, ‘expect’, ‘intend’, ‘seek’, ‘would’, ‘should’, ‘could’, ‘continue’, ‘plan’, ‘estimate’, ‘anticipate’, ‘believe’, ‘probability’, ‘risk’, ‘aim’, or other similar words to identify forward-looking statements. These forward-looking statements reflect Imricor’s current views with respect to future events and are subject to change, certain risks, uncertainties and assumptions which are, in many instances, beyond its control, and have been made based upon management’s expectations and beliefs concerning future developments and their potential effect upon Imricor. There can be no assurance that future developments will be in accordance with Imricor’s expectations or that the effect of future developments on Imricor will be those anticipated. Actual results could differ materially from those which we expect, depending on the outcome of various factors. Investors and others are cautioned not to place undue reliance on forward-looking statements, particularly in light of the current economic climate and significant volatility, uncertainty and disruption caused by the COVID-19 pandemic.

Imricor is under no obligation to update any forward-looking statements contained in this presentation, whether as a result of new information, future events or otherwise, after the date of this presentation.

Imricor’s CHES Depositary Interests (**CDIs**) are traded on ASX in reliance on the safe harbour provisions of Regulation S under the US Securities Act of 1933, as amended, and in accordance with the procedures established pursuant to the provisions of a no-action letter dated 7 January 2000 given to ASX by the staff at the US Securities and Exchange Commission. The relief was given subject to certain procedures and conditions described in the no-action letter. One of the conditions is that the issuer provides notification of the Regulation S status of its securities in communications such as this presentation.

The distribution of this document outside of Australia may be restricted by law and any such restrictions should be observed. This presentation does not constitute an offer to sell, or the solicitation of an offer to buy, any securities in the United States or in any other jurisdiction.



Investment Highlights



Founder-led business with deep med-tech experienced management team



The world's first and only commercially available MRI compatible ablation catheter

Strong IP portfolio and patent protection



imricor

What are the problems we are trying to solve?

1. Cardiac arrhythmias
2. Inherent limitations of existing treatment



Large addressable market, estimated to be US\$8bn¹ in 2021, with favorable market drivers

Compelling value propositions for all stakeholders



Leveraging strategic relationships with GE, Philips, Siemens and KOLs



1. Source: Medtronic PLC

Moving cardiac ablation into MRI

Conventional x-ray EP lab



Everyone else



iCMR EP lab (interventional cardiac magnetic resonance)



Only Imricor

Enabled by Imricor's MRI-compatible devices



Physicians, Patients, Hospitals

- Same kinds of tools, same procedures
- **Advantages of MRI imaging**
- **No radiation** for patient or physician
- No lead gowns for medical personnel
- MRI generates **extra revenue** for hospital

Imricor

- Imricor **captures 100%** of consumable device revenue
- No competition
- No other EP procedures can be performed in iCMR



US\$8 billion worldwide market¹



Drivers of Global Catheter Ablation Market



Increased incidence of cardiac disease

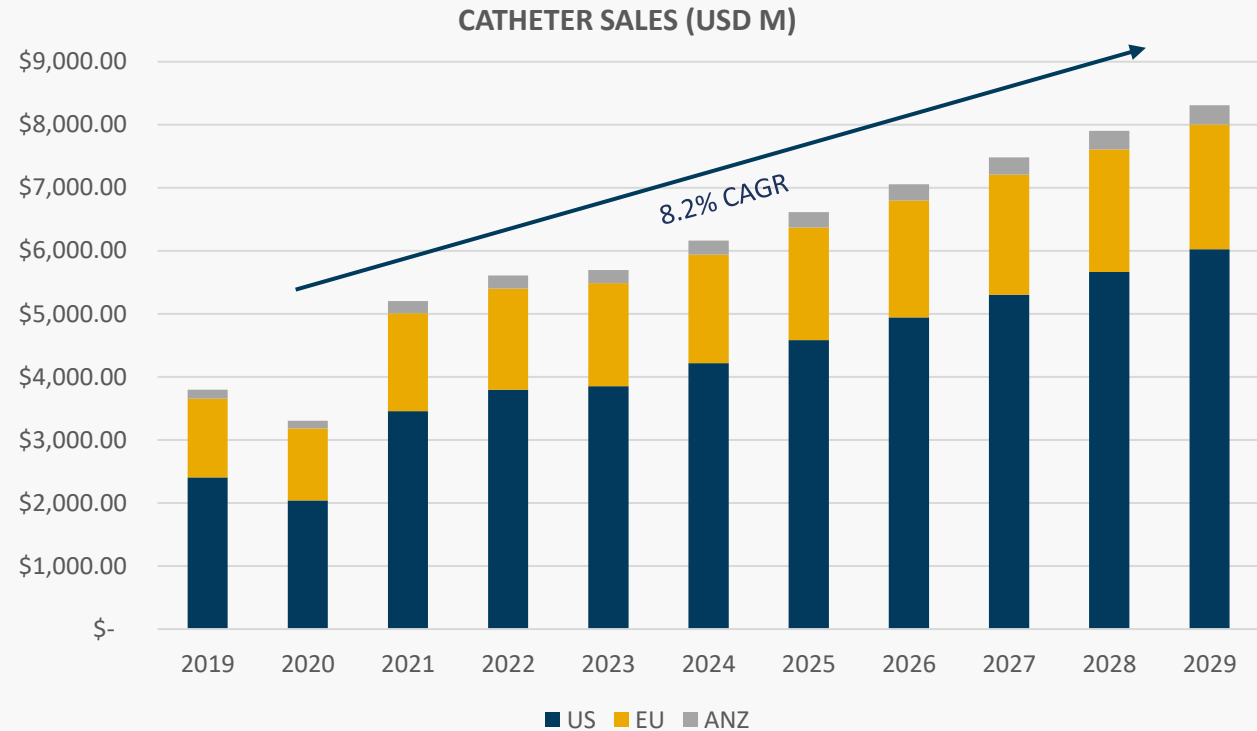


Shift towards minimally invasive procedures



Cost effectiveness of catheter ablation as treatment option

Cardiac Ablation Disposables Market: US, EU, ANZ



Sources:

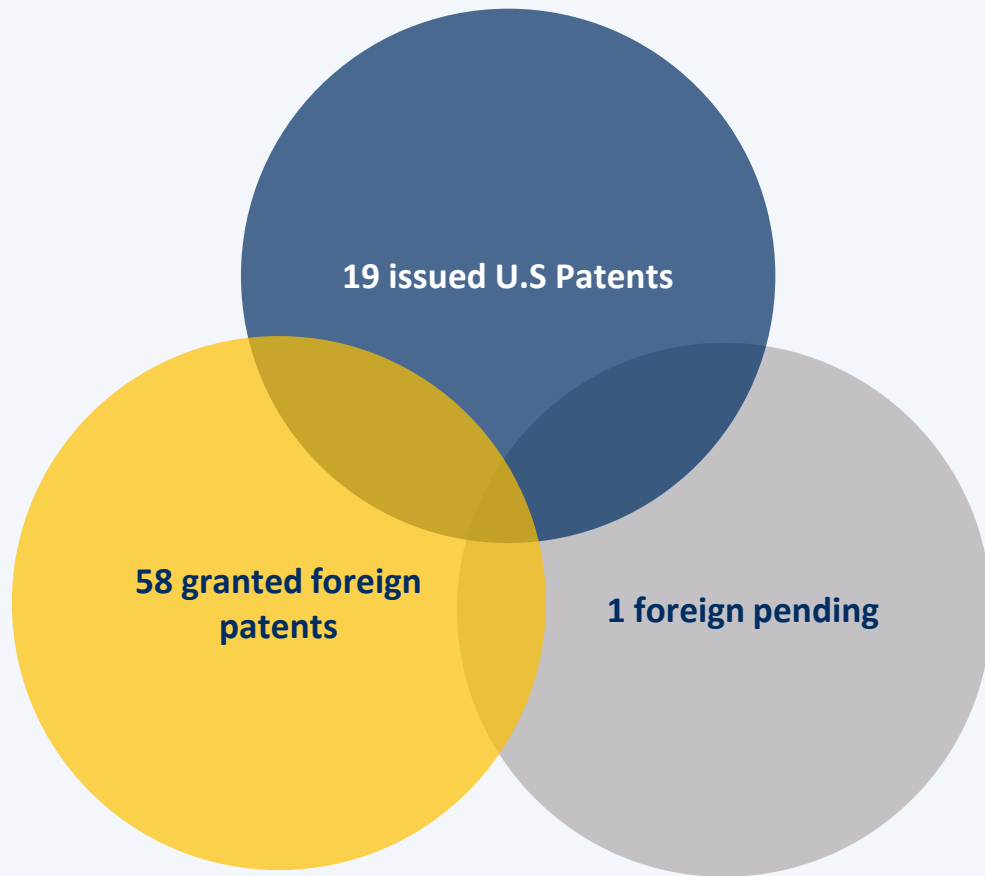
Millennium Research Group *Electrophysiology Mapping and Ablation Devices Europe* 2021 July 2020

Millennium Research Group *Electrophysiology Mapping and Ablation Devices US* 2021 June 2020

Decision Research Group, Targeted Research




A strong intellectual property portfolio

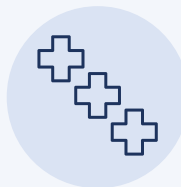


Imricor's patents protect technology that allows Imricor to manufacture medical devices that are uniquely MRI compatible.

Imricor's IP is relatively new, with the Company's oldest issued patent expiring in 2030



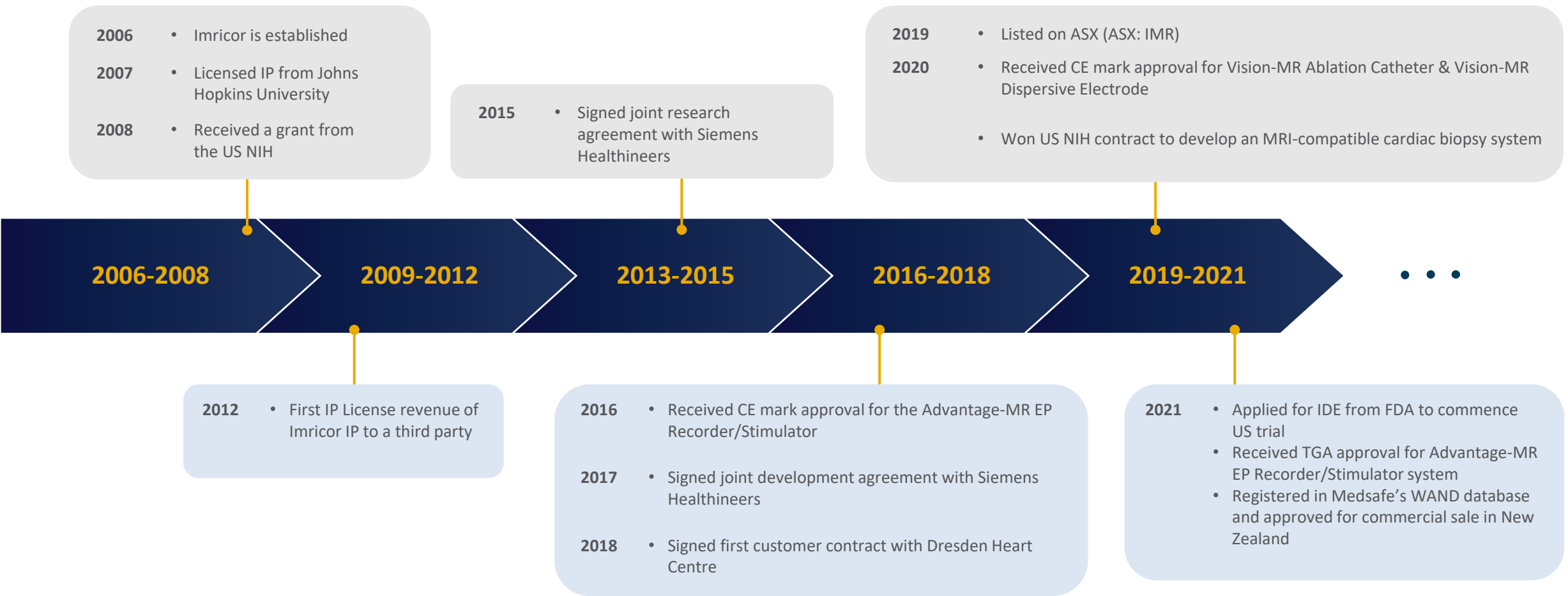
In addition to protecting Imricor's devices and procedures, its patents provide an opportunity for the Company to license its technology to 3rd party medical device companies (particularly implant manufacturers) to help make their devices compatible with MRI



To date, Imricor has executed 3 separate agreements where it has licensed its own patents to 3rd parties for use in implantable devices under which Imricor has received over **US\$12.9m of payments (revenue)** to date



Company timeline



Company timeline

2022

- Re-launch post-COVID

2023

- Signed distributor in Saudi Arabia
- Approval to start clinical trial for FDA in US
- Approval to start Ventricular Tachycardia (VT) ablation trial in Germany and Netherlands (expanding relevant procedures)

- Joint venture to bring AI into NorthStar

- Australia & New Zealand launch

- Saudi Arabia launch

- Additional Middle East country launches

- US launch

2022-2023

What's Coming Next

- First FDA trial procedure

- First-in-man VT procedure

- TGA approval

- Approval in Saudi Arabia

- Complete FDA trial

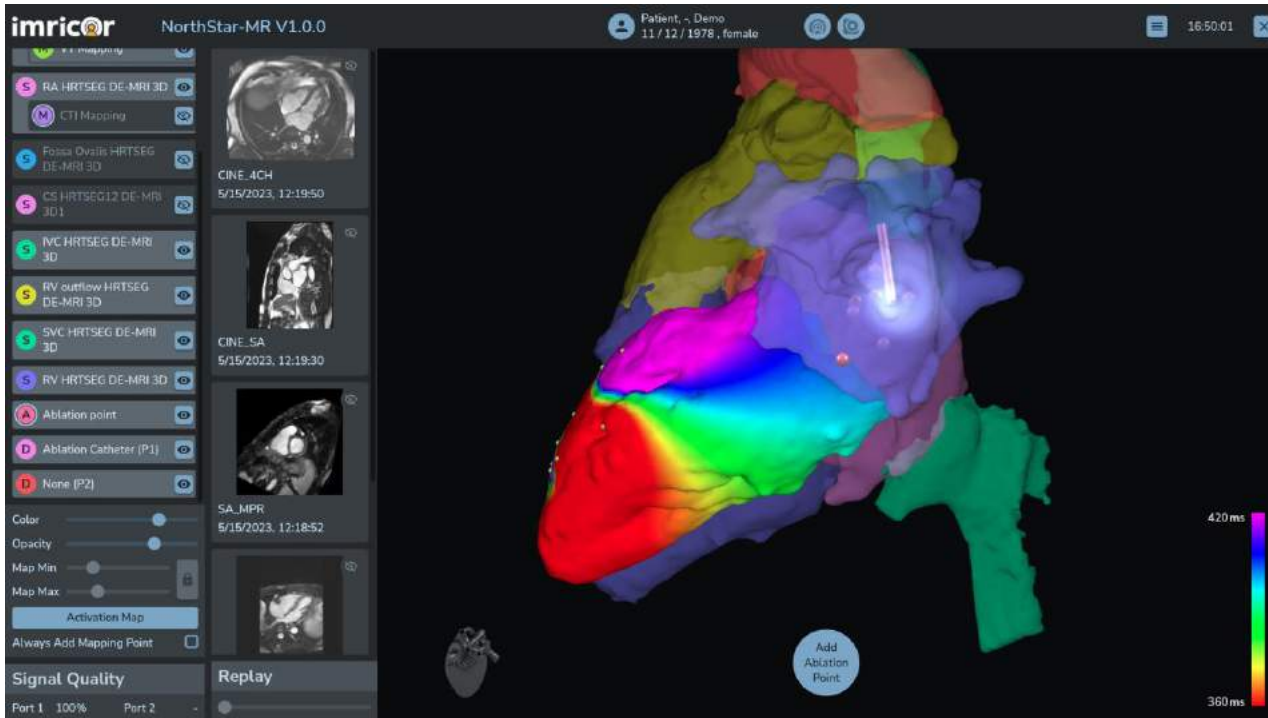
- FDA approval

- Complete VT trial

- VT approval in EU



NorthStar 3D mapping system – the central hub of an iCMR lab



NorthStar brings all iCMR technology together in one place

- It controls the MRI
- It receives MR images in real time
- It displays everything in 3D
- It tracks Imricor catheters
- It facilitates electroanatomical mapping
- It registers therapy points
- And...

Imricor will harness the power of MRI for interventional procedures through NorthStar AI



Advantages of MRI for ablation procedures



Imricor's NorthStar 3D Mapping System



Courtesy Amsterdam University Medical Center, Prof. Cornelis Allaart

Advantages

- Tissue characteristics, addressing **why there is an arrhythmia** for each individual patient
- Tissue characteristics following ablation telling you if **therapy is permanent**
- **Zero radiation**, no lead garments

Goals

Faster procedures
More revenue
Better treatment

Better first-time success
Lower cost per patient

Safer for doctors
Safer for patients



Professional Opinion

Professor Juerg Schwitter, MD, Director Cardiac MR Center, Staff of Cardiology and Member of the Faculty of Biology and Medicine at CHUV commented: *"Here at the University Hospital Lausanne, the CHUV, we are proud to be among the 15 best ranked hospitals worldwide since several years in series (according the Newsweek Magazine) - and we are constantly preparing the future. Therefore, we will launch our fully dedicated iCMR centre this summer as a research and training centre. We will start with electrophysiological interventions and will then also expand to other cardiovascular interventions to treat structural heart diseases, evaluate the pulmonary circulation, complement diagnostics with actively guided myocardial biopsies, and to treat peripheral arterial disease.*

"Many years ago in San Francisco, we did pioneering work on coronary artery disease detection by MRI. Now ischemia diagnostics by MRI is in all international guidelines. Similarly, pacemakers and defibrillators were not compatible with MRI 10 years ago. We started a collaboration with industry, and now all leading device manufactures offer a full spectrum of devices, all MRI compatible, reaching market shares up to 100%.

"I believe strongly, that this evolution will also happen to the iCMR field, as it allows for high precision interventions, where we expect higher success rate, lower relapse rate and less complications compared to conventional techniques, and all these advantages go without radiation exposure and potentially shorter interventions times."



Looking forward

Imricor's mission is to establish a new standard of care for cardiac ablations with real-time iCMR guidance. Cardiac ablation is a **US\$8 billion**¹ worldwide market

Primary Drivers of Value

- **Develop European Market** by activating new sites and increasing utilisation
- **Expand Geographies** to USA (world's largest market), ANZ, Middle East
- **Expand Treatments** to complex procedures where iCMR adds the most value
 - Ventricular tachycardia (VT) and atrial fibrillation (AF)



Three areas of focus

1

FDA Approval VISABL-AFL Trial

- Opens largest market in the world
- Streamlined regulatory path
- 4x reimbursement compared to some EU countries

2

Expand Treatments VISABL-VT Trial

- Demonstrates complex ablation in MRI
- Signals to market commitment to deliver whole ablation solution

3

Commercialisation

- Activating sites in EU
- Grow installed base
- Expand into ANZ
- Expand into Middle East

- 2023 rebuilding momentum
- 2024 turn the corner



Pioneer Capital Fund

Imricor received a Letter of Intent to Invest from North Dakota's Pioneer Capital Fund.

Investment is related to an overall strategy to expand Imricor's manufacturing operations into North Dakota.

Letter of Intent to Invest

- **US\$8 million**
- **Target price of US\$0.60 per share**
- **Funding expected Q1 2024**



Example comparison of scalability

Shockwave Medical is a medical device company with several parallels to Imricor

Shockwave Medical

FDA approval	2020-2022
CE Mark	Yes
Capital product	Yes
Disposable product	Yes
Market size <i>(Aggregate across 7 indications)</i>	US\$8.5 billion
Market Cap	US\$6.3 billion

Imricor

FDA approval anticipated	2025
CE Mark	Yes
Capital product	Yes
Disposable product	Yes
Market size <i>(Aggregate across 3 indications)</i>	US\$8 billion
Market Cap	US\$0.06 billion



Contact Information

Investors & Australian Media:

Simon Hinsley

NWR Communications

simon@nwrcommunications.com.au

+61 401 809 653

Investors:

Steve Wedan

Executive Chair, President & CEO

Email: steve.wedan@imricor.com

Rest of World Media:

Nick Twohy

Vice President, Marketing and Business Development, Imricor

Email: nick.twohy@imricor.com

The Imricor logo features the word "imricor" in a dark blue, lowercase sans-serif font. The letter "o" is replaced by a stylized icon of a person with arms raised, enclosed within a circular signal-like graphic.

imricor

FOLLOW US

